



HAPPY SUMMER VACATION

DEAR STUDENTS,

WE HOPE YOU HAVE A WONDERFUL AND ENJOYABLE SUMMER. USE THIS TIME TO EXPLORE NEW HOBBIES, SPEND TIME WITH FAMILY AND FRIENDS, AND ENJOY THE SUNSHINE. REMEMBER, EVERY MOMENT IS AN OPPORTUNITY TO LEARN AND GROW!



प्रकाशमय कल के लिए



SUMMER VACATION HOMEWORK

GRADE - 2

- Write 50 words on your father with the help of calligraphy (Ref. to Page no. 8). Build a structure by using clay. Kindly [Click here](#) for reference
- Make a frame with the help of newspaper, ice cream sticks & cardboard. Kindly [Click here](#) for reference.
- Make a pulled string art with multicolor on an A4 sheet (Ref. to Page no. 64).



Grade 2 Mathematics

Student Name:

Roll No.

Write The Predecessors And The Successor Of The Given Numbers.

Name Date

Predecessors

Successor

_____	2000	_____
_____	3694	_____
_____	2365	_____
_____	4782	_____
_____	3640	_____
_____	2140	_____
_____	2355	_____
_____	1230	_____



Find the correct place value of the number

① In 803, in which place is the 8?
 Ones Tens Hundreds

② In 249, in which place is the 4?
 Ones Tens Hundreds

③ In 636, in which place is the 6?
 Ones Tens Hundreds

④ In 502, in which place is the 0?
 Ones Tens Hundreds

⑤ In 676, in which place is the 6?
 Ones Tens Hundreds

⑥ In 489, in which place is the 9?
 Ones Tens Hundreds

⑦ In 123, in which place is the 3?
 Ones Tens Hundreds

⑧ In 340, in which place is the 3?
 Ones Tens Hundreds

⑨ In 298, in which place is the 8?
 Ones Tens Hundreds

⑩ In 135, in which place is the 1?
 Ones Tens Hundreds



Put the correct Sign

$4 < 9$

$7 < 10$

$8 < 10$

$3 < 3$

$9 < 9$

$5 < 6$

$4 < 6$

$12 < 12$

$9 < 7$

$19 < 17$

$6 < 6$

$9 < 12$

$5 < 8$

$16 < 20$

$6 < 3$

$15 < 15$

$7 < 7$

$14 < 19$

Write >, < or =

32 43 13 18

47 25 36 93

25 52 22 22

10 9 40 39

56 75 83 11

64 46 14 41

45 45 79 71

12 16 32 35

COLUMN SUBTRACTION 2 DIGITS SHEET 4

$$\begin{array}{r} 1) \quad 57 \\ - 38 \\ \hline \end{array}$$

$$\begin{array}{r} 2) \quad 71 \\ - 54 \\ \hline \end{array}$$

$$\begin{array}{r} 3) \quad 82 \\ - 26 \\ \hline \end{array}$$

$$\begin{array}{r} 4) \quad 61 \\ - 47 \\ \hline \end{array}$$

$$\begin{array}{r} 5) \quad 49 \\ - 18 \\ \hline \end{array}$$

$$\begin{array}{r} 6) \quad 50 \\ - 37 \\ \hline \end{array}$$

$$\begin{array}{r} 7) \quad 76 \\ - 38 \\ \hline \end{array}$$

$$\begin{array}{r} 8) \quad 95 \\ - 64 \\ \hline \end{array}$$

$$\begin{array}{r} 9) \quad 82 \\ - 69 \\ \hline \end{array}$$

$$\begin{array}{r} 10) \quad 74 \\ - 55 \\ \hline \end{array}$$

$$\begin{array}{r} 11) \quad 42 \\ - 18 \\ \hline \end{array}$$

$$\begin{array}{r} 12) \quad 63 \\ - 52 \\ \hline \end{array}$$

$$\begin{array}{r} 13) \quad 71 \\ - 54 \\ \hline \end{array}$$

$$\begin{array}{r} 14) \quad 90 \\ - 72 \\ \hline \end{array}$$

$$\begin{array}{r} 15) \quad 81 \\ - 43 \\ \hline \end{array}$$

COLUMN ADDITION (NO CARRYING)

2 DIGITS SHEET 1

Remember to add the ones first and then the tens.

$$\begin{array}{r} 1) \quad 37 \\ + \quad 42 \\ \hline \end{array}$$

$$\begin{array}{r} 2) \quad 51 \\ + \quad 42 \\ \hline \end{array}$$

$$\begin{array}{r} 3) \quad 42 \\ + \quad 23 \\ \hline \end{array}$$

$$\begin{array}{r} 4) \quad 25 \\ + \quad 43 \\ \hline \end{array}$$

$$\begin{array}{r} 5) \quad 33 \\ + \quad 50 \\ \hline \end{array}$$

$$\begin{array}{r} 6) \quad 48 \\ + \quad 21 \\ \hline \end{array}$$

$$\begin{array}{r} 7) \quad 25 \\ + \quad 11 \\ \hline \end{array}$$

$$\begin{array}{r} 8) \quad 26 \\ + \quad 21 \\ \hline \end{array}$$

$$\begin{array}{r} 9) \quad 42 \\ + \quad 32 \\ \hline \end{array}$$

$$\begin{array}{r} 10) \quad 42 \\ + \quad 15 \\ \hline \end{array}$$

$$\begin{array}{r} 11) \quad 34 \\ + \quad 25 \\ \hline \end{array}$$

$$\begin{array}{r} 12) \quad 23 \\ + \quad 64 \\ \hline \end{array}$$

Write the place value of the underlined digit

<u>1</u> 54	<u>50</u>	44 <u>7</u>	<u>7</u>	<u>8</u> 43	<u>800</u>
3 <u>4</u> 5	_____	<u>8</u> 94	_____	3 <u>3</u> 4	_____
6 <u>7</u> 4	_____	<u>2</u> 53	_____	4 <u>4</u> 6	_____
4 <u>5</u> 1	_____	<u>3</u> 76	_____	<u>6</u> 25	_____
8 <u>5</u> 5	_____	54 <u>2</u>	_____	<u>1</u> 68	_____
<u>3</u> 69	_____	1 <u>6</u> 4	_____	7 <u>3</u> 8	_____
<u>4</u> 09	_____	3 <u>8</u> 9	_____	7 <u>9</u> 9	_____
<u>7</u> 07	_____	<u>3</u> 28	_____	8 <u>4</u> 8	_____

Dodging table

1) $3 \times 4 = \underline{\quad}$

2) $2 \times 5 = \underline{\quad}$

3) $4 \times 2 = \underline{\quad}$

4) $5 \times 10 = \underline{\quad}$

5) $10 \times 6 = \underline{\quad}$

6) $4 \times 4 = \underline{\quad}$

7) $2 \times 7 = \underline{\quad}$

8) $8 \times 3 = \underline{\quad}$

9) $5 \times 5 = \underline{\quad}$

10) $10 \times 3 = \underline{\quad}$

11) $2 \times 0 = \underline{\quad}$

12) $4 \times 4 = \underline{\quad}$

13) $3 \times 1 = \underline{\quad}$

14) $2 \times 10 = \underline{\quad}$

15) $7 \times 5 = \underline{\quad}$

16) $6 \times 2 = \underline{\quad}$

17) $3 \times 6 = \underline{\quad}$

18) $7 \times 10 = \underline{\quad}$

19) $10 \times 4 = \underline{\quad}$

20) $2 \times 2 = \underline{\quad}$

21) $2 \times 9 = \underline{\quad}$

22) $6 \times 5 = \underline{\quad}$

23) $4 \times 6 = \underline{\quad}$

24) $3 \times 7 = \underline{\quad}$

25) $10 \times 10 = \underline{\quad}$

26) $5 \times 7 = \underline{\quad}$

27) $8 \times 2 = \underline{\quad}$

28) $5 \times 3 = \underline{\quad}$

29) $8 \times 5 = \underline{\quad}$

30) $10 \times 7 = \underline{\quad}$

31) $3 \times 9 = \underline{\quad}$

32) $7 \times 4 = \underline{\quad}$

33) $0 \times 5 = \underline{\quad}$

34) $6 \times 10 = \underline{\quad}$

35) $8 \times 3 = \underline{\quad}$

36) $4 \times 8 = \underline{\quad}$

37) $9 \times 5 = \underline{\quad}$

38) $2 \times 8 = \underline{\quad}$

39) $4 \times 9 = \underline{\quad}$

40) $8 \times 2 = \underline{\quad}$

➤ Thoroughly learn table from 2 to
10

~~~~~ **Happy Holidays** ~~~~~

# **Grade 2**

# **Science**


**Student Name:**

**Roll No.**

1. Go to a garden with your friends or parents. Collect some flowers and leaves have fallen down. paste them in a Scrapbook and try to name them
2. Look closely at the vegetable sellers cart when he stops by your house .Try to name and list the rootvegetables, stem vegetables and leafy vegetables and write the list on A4 size sheet
- 3.C ollect pictures of domestic animals and make a colourful chart using fall and leaves and flowers.
4. Observe nest on trees. which material arethey made of?Try making one using a straw ,basket ,leaves string etc.
- 5.W atch the movie “The Jungle Book “on television .which animal character did you like the best in the movie .why ?write your answer on A4 size sheet.
6. Do activity on page number 30, 31, 32, 41 Worksheet
- 7.

# ANIMAL FRIEND

Join with arrows.



TURTLE

DOG

CAT



HORSE

SHEEP




DUCK

GOAT

COW

# The Jungle Book Characters



|       |            |            |
|-------|------------|------------|
| snake | king louis | Mowgli     |
| Baloo | Baghera    | Shere Khan |



## LOST AMONG THE LEAVES

Can you identify these leaves?

Write their names in the box.

(Find the answers on the next page.)



~~~~~ Happy Holidays ~~~~~

Grade 2

General Knowledge

Student Name:

Roll No.

Animals and birds also have their own sounds and homes like us. Match the animals with their sounds and homes. One is done for you :



Hive



Fold



Stable



Den

ANIMALS

Dog

Horse

Cow

Lion

Bird

Bee

Snake

Sheep

SOUNDS

Bleats

Hisses

Barks

Neighs

Moos

Roars

Chirps

Hums



Hole



Kennel



Shed



Nest

Do You Know


- A group of dogs is also called a **kennel**.
- Tigers and bears also live in **dens**.
- Cow is an animal that has sweat glands in its nose.

Insects are small creatures. All insects have **six legs**. Some insects have wings to fly in the air.

Look at the pictures of some insects. Can you match them with their name:



1. Grasshopper
2. Housefly
3. Mosquito
4. Dragonfly
5. Cockroach
6. Butterfly
7. Honeybee
8. Ladybird

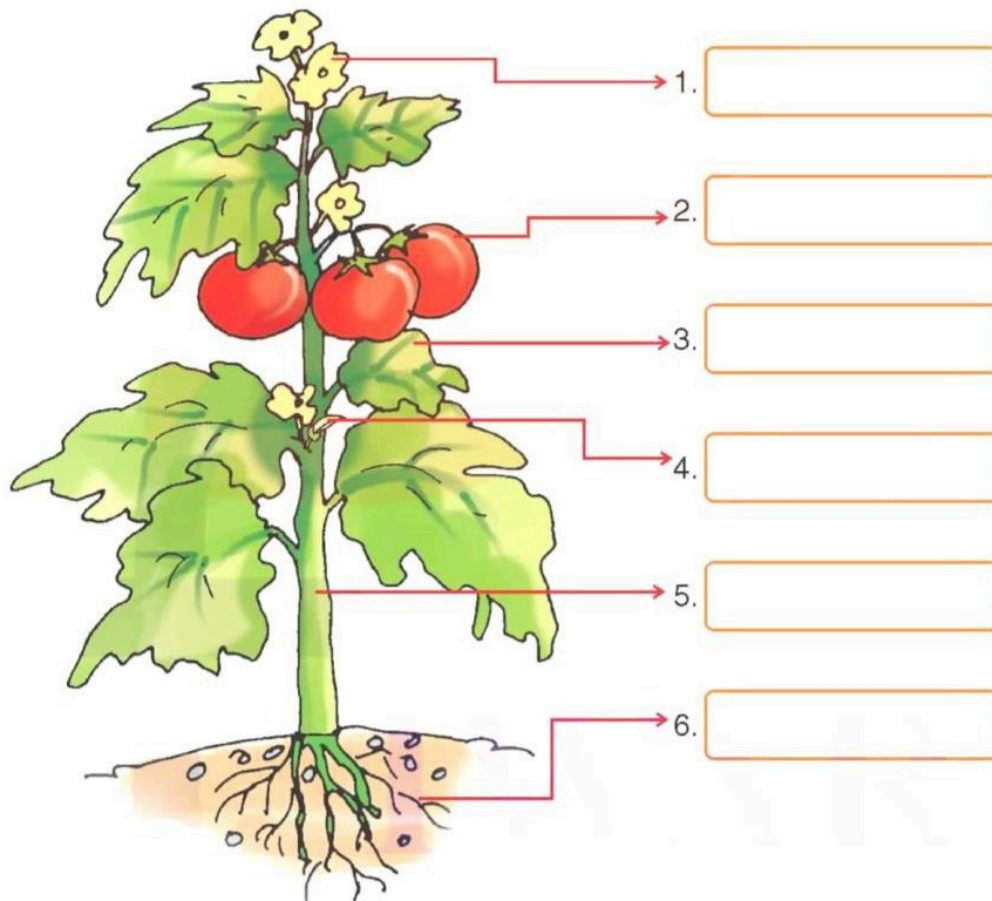


Do You Know

- The **ladybird** is an insect that plays dead to protect itself from its enemies.
- Grasshoppers listen to sound with the help of their **knees** (legs).

There are many big and small plants are our green friends. They are also living things. They also have many body parts and each part of a plant does a special job like us.

Pictures of different parts of a plant given below. Can you name



| Help Box | | | | | |
|----------|------|-------|------|-----|--------|
| Leaf | Root | Fruit | Stem | Bud | Flower |

| Do You Know |
|-----------------------------------------------------------------------------------------------------------------------------------------------------------------------------|
| <ul style="list-style-type: none"> Plants are the oldest living things on the earth. Plants also feel pain when we cut or hurt them ! |

Our body has many organs and all the organs for us. And all the organs our body work together to keep us alive. We should take care of all of our body organs. Every organ does a **special job**.

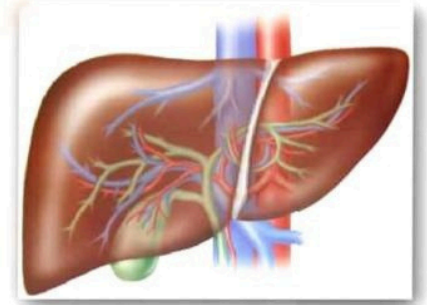
Below are given some important organs of our body. Can you name them?



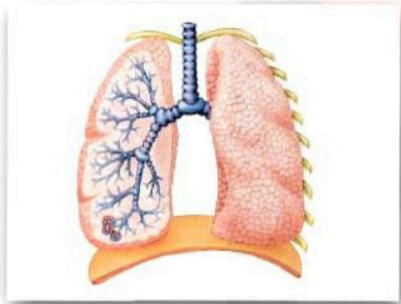
1. They are also in pair. They purify blood in our body.



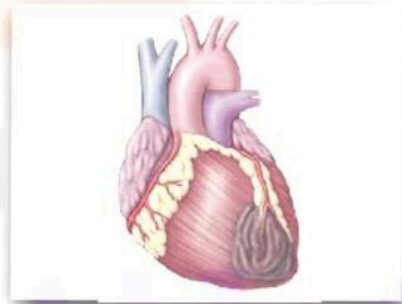
2. It is like a bag. It stores the food that we eat.



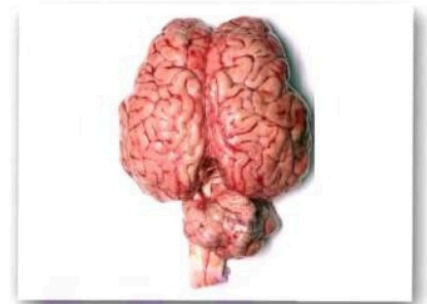
3. This is the largest organ of our body. It does many jobs.



4. They are in pair. They help us to breath air.



5. It is like a powerful pump. It sends blood all around our body.



6. This is the master organ of our body. It helps us to think.

Help Box

Lungs

Brain

Kidneys

Liver

Heart

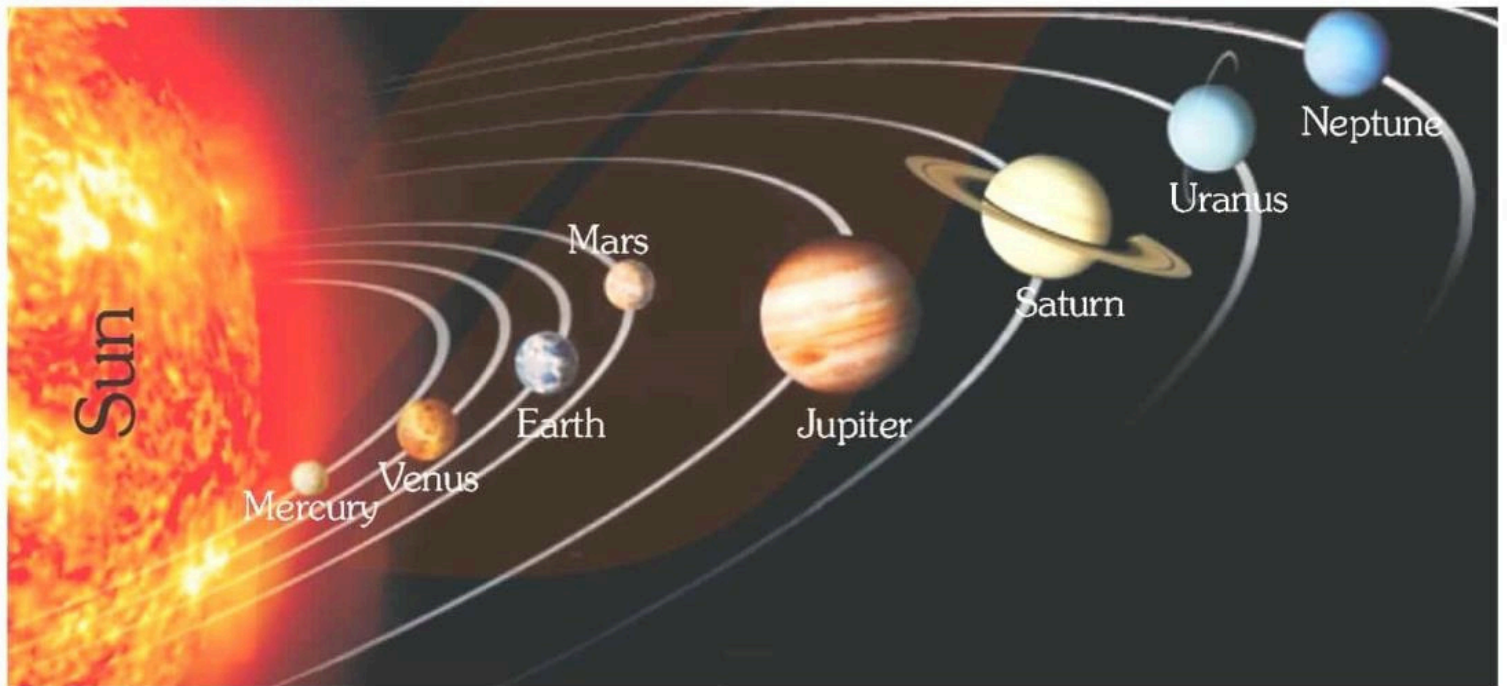
Stomach

Do You Know

- You blink about **20,000 times** a day !
- Hair grows about **0.5 mm** a day !
- Brain is the very sensitive parts of our body.

Solar system means **system of the sun**. It has only one star called the sun and the objects that travel around it. There are eight planets, i.e., **Mercury, Venus, Earth, Mars, Jupiter, Saturn, Uranus and Neptune**.

Below are given the pictures of some great inventors. Match them with their inventions:



1. On which planet do you live?
2. Which is the smallest planet?
3. Which is the biggest planet?
4. Which planet is farthest from the sun?
5. Which planet is closest to the sun?

Do You Know D E M Y

- Venus is the hottest planet. It is also known as the 'Morning Star' or 'Evening Star'.
- Saturn is so light that it could float on water !
- Mars is also known as the 'Red Planet' because of its red surface.
- Earth is the only planet that has air and water.
- Mercury is the nearest planet of the Sun.

Join the name of the two pictures to make the name of the third one :

1



+




Ladybird

2



+



3



+



4



+



5



+



6



+



Write the names of the following pictures in such a way that the first letter of each picture's name is the last letter of the previous picture's name :



Mango



Robot



Horse



Earth



Nurse



Onion

| | | | | | |
|-----|---|---|---|---|---|
| 1. | M | A | N | G | O |
| 2. | | | | | |
| 3. | | | | | |
| 4. | | | | | |
| 5. | | | | | |
| 6. | | | | | |
| 7. | | | | | |
| 8. | | | | | |
| 9. | | | | | |
| 10. | | | | | |



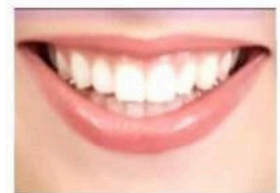
Heart



Eagle



Tiger



Teeth

India is my motherland. I am proud of being Indian. I am also proud of my national symbols.

Tick (✓) the correct national symbols of India :



Hammer



Lion Capital



Sickle

1. Our national emblem is



Tricolour



Star and Crescent



Union Jack

2. Our national flag is



Daisy



Lotus



Rose

3. Our national flower is



Tiger



Deer



Lion

4. Our national animal is



Parrot



Owl



Peacock

5. Our national bird is

Do You Know

- Tiger became our national animal in 1971. Earlier, this honour was held by the lion !
- Peacock is such a fascinating bird that it has found its place in the crown of Lord

कक्षा दूसरी हिंदी

विद्यार्थी नाम:

अनुक्रमांक

➤ **पाठ्यपुस्तक:**

- 1) पाठ- 1,2,3 4 व के शब्दार्थ और प्रश्न-उत्तर याद करें।
- 2) रोज़ पुस्तक का एक पेज पढ़ें।
- 3) रोज़ एक पेज सुलेख लिखें।
- 4) एक बगीचे का चित्र बनाकर उसमें रंग भरें।

(on A4 size sheet)

➤ **व्याकरण**

- 5) मात्राओं का चार्ट तैयार करें।

(on A4 size sheet)

Grade 2

Japanese & Computer

Student Name:

Roll No.

1. Do comparison between man and computer and tell which one is better on A4 sheet with the help of page 10.
2. learn chapter 1 (Computers are everywhere) and chapter 2 (Computer devices)
3. Draw parts of computers with parts names on the A4 sheet.

4. learn and use greetings and family relations in the Japanese language.

~~~~~ **Happy Holidays** ~~~~~



Grade - 2  
Summer Holiday's Homework  
English

Ques 1. Do one page cursive writing daily.

Ques 2. 'Read and Match' the opposite words

hot

ugly

high

finish

big

lose

strong

left

up

low

win

cold

empty

small

beautiful

full

right

weak

start

down

Ques 3. Circle the special naming words in these sentences. -

1. We are going to Mumbai.



2.) Anita is my best friend.

3.) I am from India.

4.) Sunday is a holiday.

5.) My birthday is in June.

6.) I like Donald Duck.

Que 4. Fill in the blanks with the opposite gender of the underlined words.

1.) A tigress lives in that forest.

2.) I saw a peacock.

3.) Mother plays the guitar.

4.) This sow loves hay and apples.

5.) The king lives in a palace.

6.) My son is a forest officer.

7.) My aunt works in a bank.

8.) Amir's brother is a police officer.

Que 5 Find the past forms of the following verbs in the poem. Then write them in the given space.



1. rise \_\_\_\_\_

2. bury \_\_\_\_\_

3. say \_\_\_\_\_

4. hear \_\_\_\_\_

5. lie \_\_\_\_\_

6. may \_\_\_\_\_

Que 6. 'The little Plant' is woken up by the soft sunlight and bright raindrops.

(a) How do you wake up every morning?

Ans. \_\_\_\_\_  
\_\_\_\_\_  
\_\_\_\_\_

(b) What are some of the things that you do before going to school?

Ans. \_\_\_\_\_  
\_\_\_\_\_  
\_\_\_\_\_



Ques 7. Learn by doing -

Collect a seed and plant it in a pot. You can make a record of its growth in your note-book.

Ques 8. Revise ch-I and ch-2 of 'Real English' and ch-I and ch-2 of 'My Grammar Time' [Learning Works]

HAPPY HOLIDAYS!



---

Grade -2 (social science)

SUMMER HOLIDAYS HOMEWORK

Activities:

1. Draw a chart of different shelters.

OR

2. Make a Kutcha house with waste materials.

3. Draw a chart of map symbols.





OR

4. Draw a chart of maps.

Name: \_\_\_\_\_

Date: \_\_\_\_\_

1. Read and match the correct landform.

| Name.        | Picture.                                                                             |
|--------------|--------------------------------------------------------------------------------------|
| 1. Mountain. |    |
| 2. Hill.     |  |
| 3. Canyon.   |  |
| 4. Plain.    |  |



**ANSWER.**

1. What country do you live in? \_\_\_\_\_

2. Choose 3 of your rights:

- Right to sleep
- Right to live
- Right to education
- Right to health

3. When is Honduras Independence Day?

September 21

September 30

September 15

Look at the pictures. Select **NEED** or **WANT**.



Need      Want



Need      Want



Need      Want



Need      Want



Need      Want



Need      Want



Need      Want



Need      Want

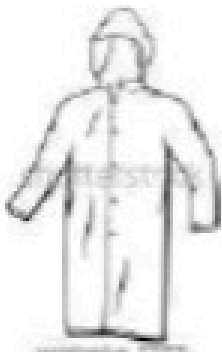
**Q.) Write the names of the following clothes:**




\_\_\_\_\_



\_\_\_\_\_



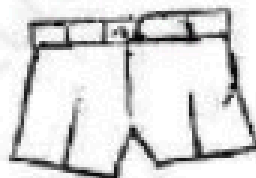
\_\_\_\_\_



\_\_\_\_\_



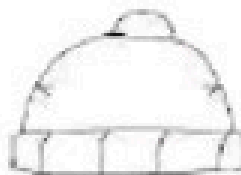
\_\_\_\_\_



\_\_\_\_\_



\_\_\_\_\_



\_\_\_\_\_

www.studiestoday.com

## TOPIC: OUR HELPERS

CLASS II

DATE.....

I. Match the following:

- |              |                  |
|--------------|------------------|
| a) Cobbler   | treats patients  |
| b) Engineer  | make furniture   |
| c) Tailor    | mends shoes      |
| d) Doctor    | designs machines |
| e) Carpenter | stitches clothes |
| f) Postman   | bring letters    |

II. Solve the riddles

A) You will find me in a hospital : \_ \_ \_ R \_ \_ E

B) I control traffic: P \_ \_ \_ I \_ \_ E \_ \_ A \_ \_

C) I repair your taps: \_ \_ L U \_ \_ B \_ \_ R

D) I make clay pots: \_ \_ O \_ \_ \_ E \_ \_

E) I bring letters for you: P \_ \_ S T \_ \_ A \_ \_