



HAPPY SUMMER VACATION

DEAR STUDENTS,

WE HOPE YOU HAVE A WONDERFUL AND ENJOYABLE SUMMER. USE THIS TIME TO EXPLORE NEW HOBBIES, SPEND TIME WITH FAMILY AND FRIENDS, AND ENJOY THE SUNSHINE. REMEMBER, EVERY MOMENT IS AN OPPORTUNITY TO LEARN AND GROW!



काशमय कल के लिए

SUMMER VACATION HOMEWORK

CLASS & SEC.:- _____

STUDENT`S NAME:- _____

FUN LEARNING





Holiday HomeWork

Summer is a time to relax, be productive and to get ahead. As important as it is to rest and enjoy, it is also important to continue to learn. You can spend your time as you wish but make sure that along with enjoying and relaxing make this summer a time to learn new things, exploring the opportunities available.

To enhance your learning, we have planned activities to keep your skills sharp and concepts clear. Use your energy and give a vent to your creativity. It will surely enhance your learning process.

Relax, enjoy, have lots of fun and come back refreshed.





English

Revision of letters A and B



Says A

Aeroplane



Says B

Baby




* Revision of letters C and D




Says 7

Cat



Says 5


Dog




* Revision of letters E and F



Says E
Elephant



Says F
Fan




Revision of letters G and H.



Says H
Grapes



Says E
Hen





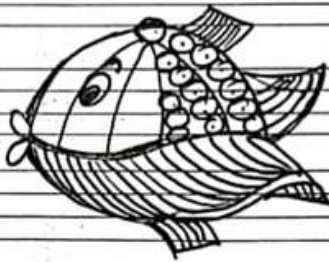
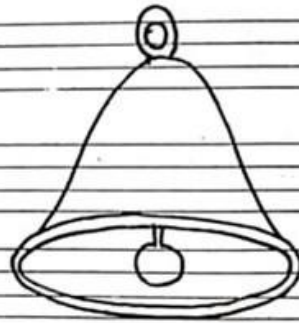


* Revision of letters A to H

*

* See the pictures and write the letters



*Match the letters with the pictures



Match the Alphabets with the object
with the same starting Alphabet

N



m

L



l

O



n

K



k

M



o

A A A



B B B



C C C



D D D



E E E



F F F



G G G



H H H



I I I



Date : _____

Name : _____



Complete the incomplete



Help Mini and Guddu fill in the circles and complete.

a	b		d	e
f		h		
k		m		ñ
	p		r	
t		v		x
	z			



LKG ENGLISH WORKSHEET

● Match The Letter With Picture

E ●



L ●



A ●



T ●



O ●



M ●



D ●



Cursive Alphabet

Trace the dotted letters and write them in the empty boxes below.

A B C D E F G H I

A B C D E F G H I


J K L M N O P Q R

J K L M N O P Q R

S T U V W X Y Z

S T U V W X Y Z

Circle the correct letter which is the first letter of the picture.



B

C

T



M

S

C



C

K

O



Z

U

T



U

W

V



L

K

A

New Year Letter Tracing

Name: _____ Date: _____

Directions: Trace the letters below using your best handwriting.

A B C D

E F G H

I J K L

M N O

P Q R

S T U

V W X

Y Z



* चित्र देखकर पहला अक्षर लिखें



* चित्र देखकर अक्षर से मिलान करें:-



अ




इ

आ



इ





सही अक्षर चुनो:

व्यंजन

क

ग

ङ

छ

झ

ञ

ट

ड

ण

थ

ध

प

ब

म

य

ल

व

ष

स

क्ष


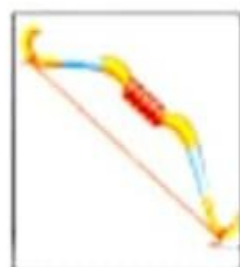
त्र

ज्ञ


श्र

व्यंजन

चित्रों और वर्णों (स्वर) को मिलाओ और चित्र के नीचे सही वर्ण लिखो :-



ट ध ड प द



ब त म फ भ

अक्षर को चित्र से मिलाओ

त

.

.



थ

.

.



द

.

.



ध

.

.



न

.

.




प

.

.



७ व्यंजन लिखिए क से ण तक -



७ देखिए और लिखिए



त थ द ध न

त थ द ध न

त थ द ध न

त थ द ध न

▶ वर्ण को पहचानकर उस पर गोला बनाएँ।

i 'क' पहचानें



ii 'आ' पहचानें



iii 'म' पहचानें



iv 'ग' पहचानें



v 'ए' पहचानें



vi 'ज' पहचानें




vii 'च' पहचानें



viii 'ध' पहचानें



ix 'ब' पहचानें



- नीचे दिए गए चित्र में पेड़ के पत्तों में कुछ स्वर वर्ण लिखे हैं। उन स्वरों को दिए गए चित्रों से रेखा खींचकर मिलाएँ।



चित्र देखकर अक्षर लिखो:

























Write the **Middle** number.

1 ○ 3

10 ○ 12

4 ○ 6

12 ○ 14

5 ○ 7

13 ○ 15

3 ○ 5

15 ○ 17

8 ○ 10

17 ○ 19

6 ○ 8

18 ○ 20

Count and Match



19




12



16



18



15



13



17



11

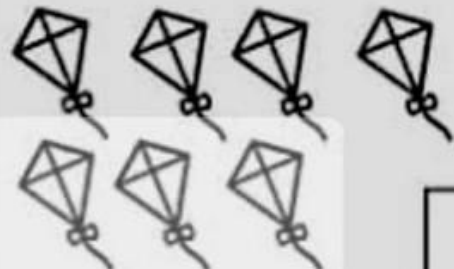


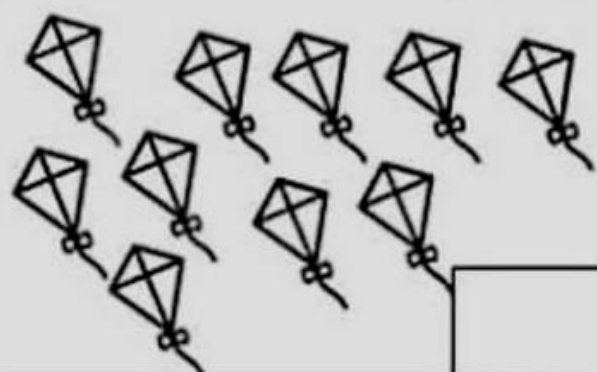


14



How Many?

Count the items and write the number in the box.



What Comes after

62

74

29

17

58

6

22

39

22

58

25

55

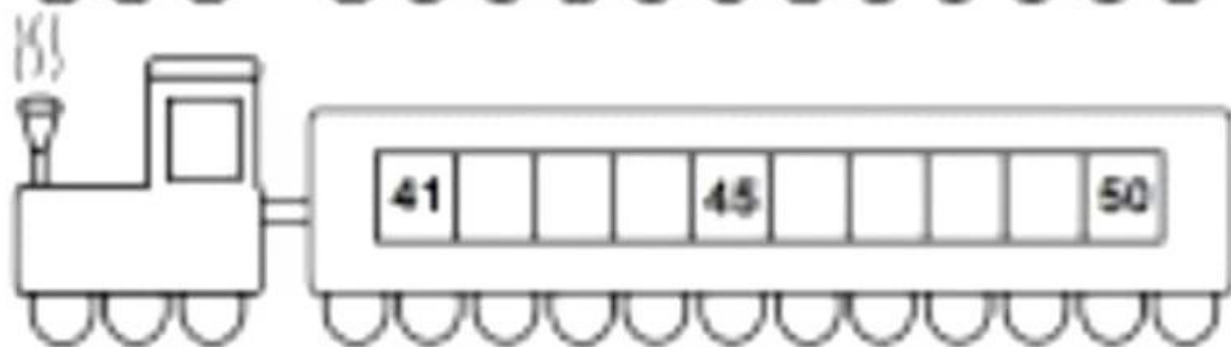
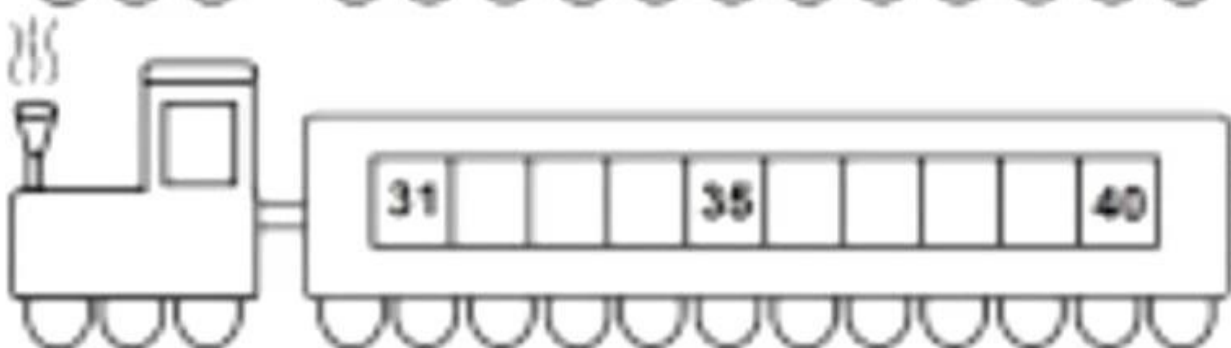
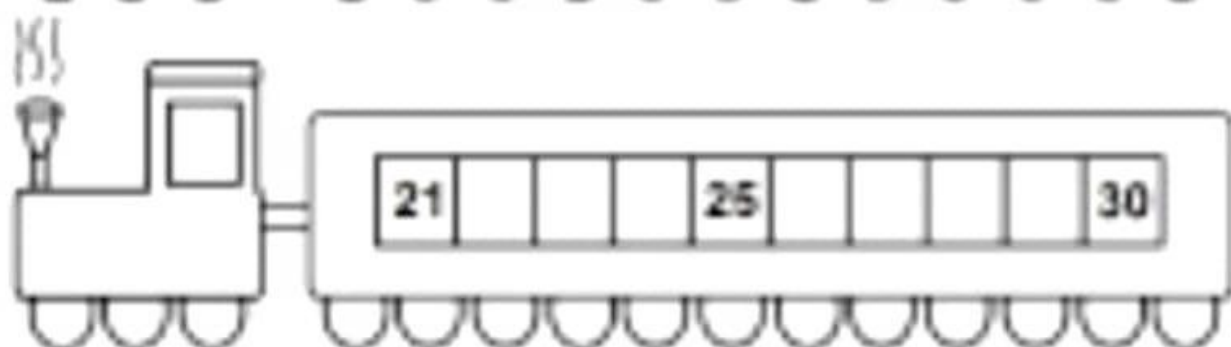
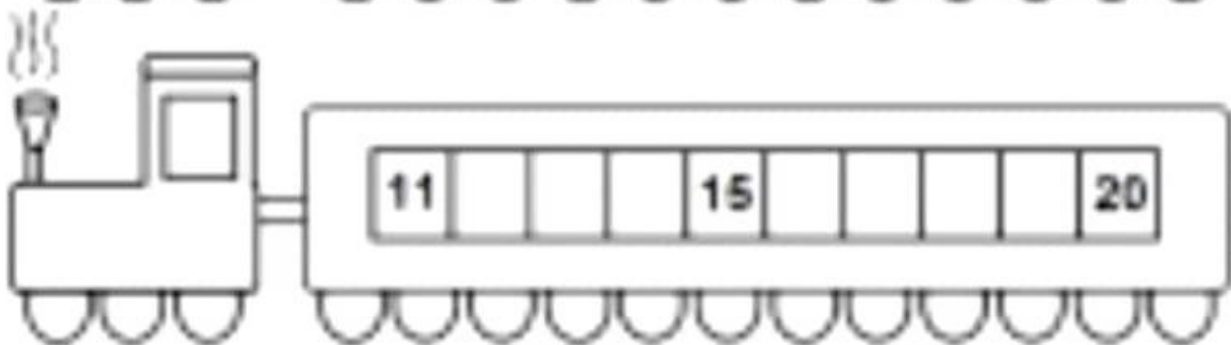
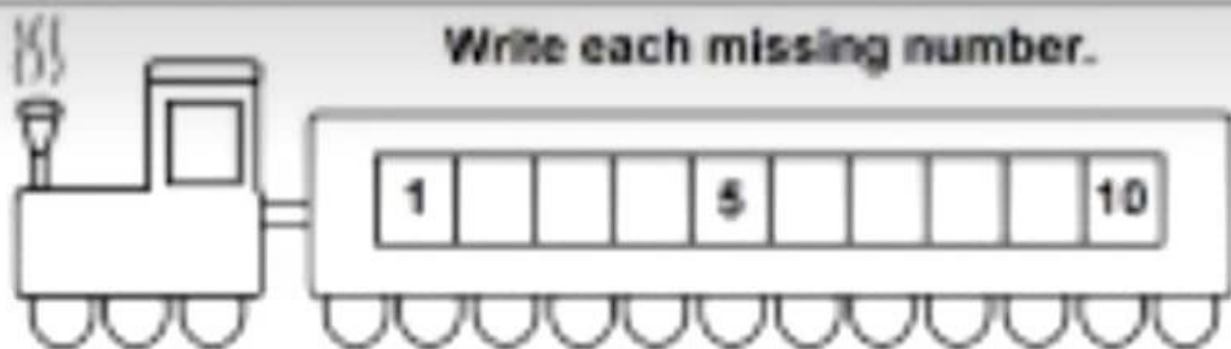
14

99

87

29

Write each missing number.




C. Colour the shortest one.




D. Colour the longest one.



i. Circle the given number 5:

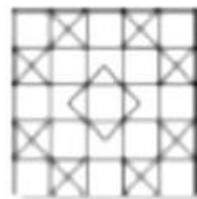


ii. Match:



Match The 2D Shapes

Draw lines to match the shapes.



Match the pictures of my body parts to their names.

Mouth



Legs



Eyes



Ears




Hands






Colour the Butterfly and paste the bindi in circles.





ART AND CRAFT

Paste ice-cream sticks to make the roof of the hut.



दिए गए चित्रों को देखकर उनमें पाँच अंतर पहचानें।






Name: _____

My Family Tree

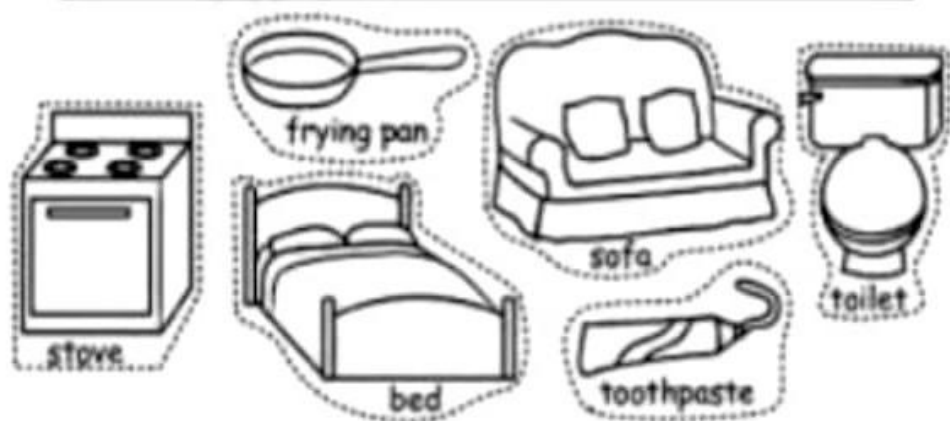
Write the names of your family members.



MY HOME


Around the House

Cut and paste.




Rough and Smooth

Stick pieces of sandpaper to show a rough surface.



Stick pieces of silk or satin cloth to show a smooth surface.





दिए गए चित्रों को देखकर उनमें पाँच अंतर पहचानें।





Vegetable Printing

Take two lady's fingers. Cut their tops. Dip them in watercolours and put marks on the tree. Use green and brown colours.






Joker is wearing a simple cap. Trace and colour the cap and make it colourful.




COLOUR AND DECORATE THE CAKE



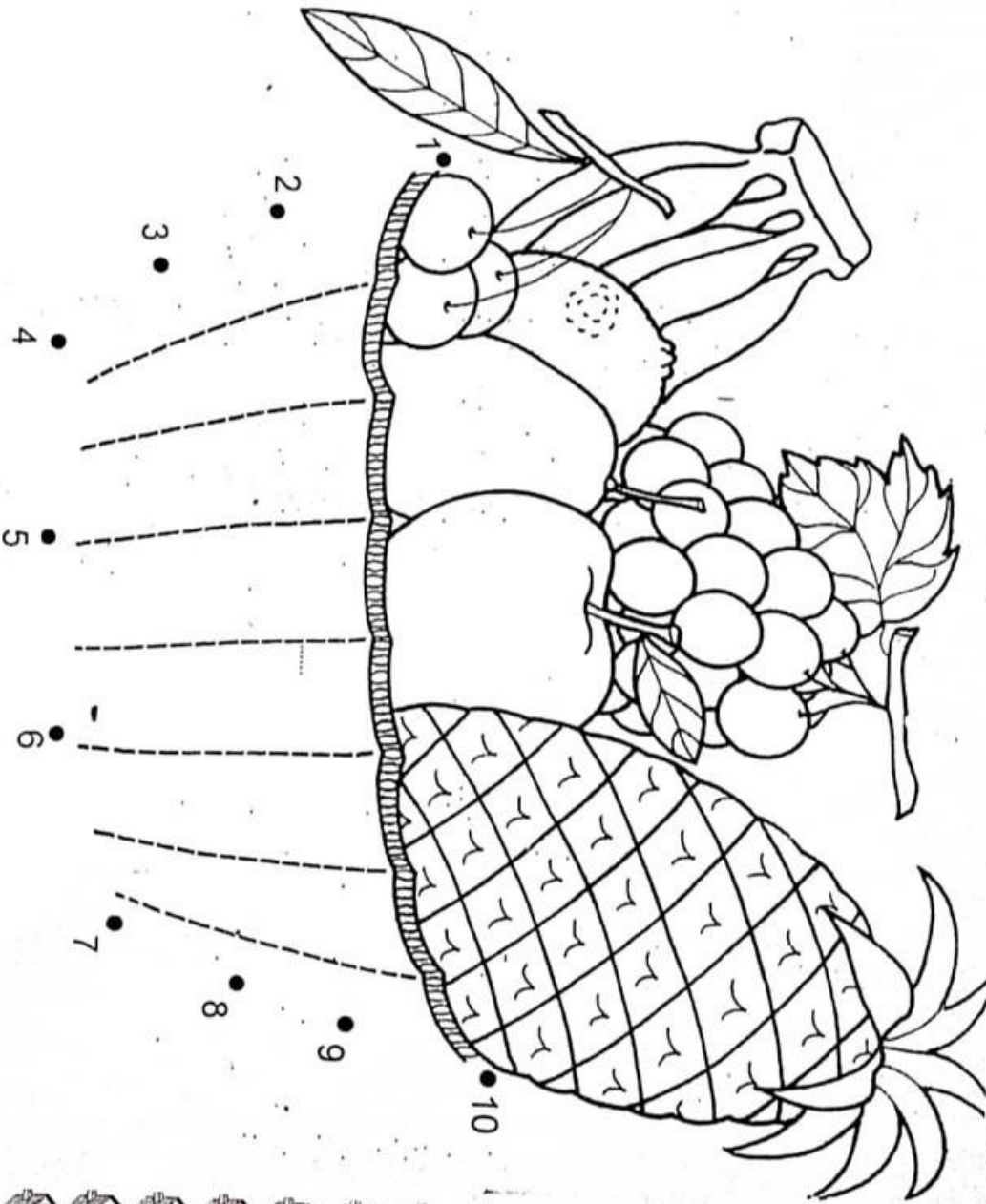


Palm Printing

Dip your palm in watercolour and make a flower.



Join 1 to 10 numbers and colour the fruit basket.



HAPPY FATHER'S DAY



Colour the picture