



HAPPY SUMMER VACATION

DEAR STUDENTS,

WE HOPE YOU HAVE A WONDERFUL AND ENJOYABLE SUMMER. USE THIS TIME TO EXPLORE NEW HOBBIES, SPEND TIME WITH FAMILY AND FRIENDS, AND ENJOY THE SUNSHINE. REMEMBER, EVERY MOMENT IS AN OPPORTUNITY TO LEARN AND GROW!



प्रकाशमय कल के लिए

SURAJ SCHOOL SECTOR 19 REWARI



NAME :
CLASS: NURSERY

Me and my family



Dear students, Wake up, wake up! Its holiday time, remember you promised to start by nine, I heard my mother uttering these lines, I think beginning the task on time, keeps me alert, active and fine. Regular homework makes me shine.....

Dear Parents,

Long summer break is the most enviable part of the school life. It provides time when you get opportunity to spend quality time with your child.

As the school closes for summer break, we have planned some activities for your child to enhance his / her learning skills in a fun filled way.

HOLIDAYS..... FUN TIME..... PARTY TIME!!!!!!

Note to parent:

- 1) School will reopen on 1st July i.e. Monday
- 2) Submit your holiday homework (compiled in file or folder) in first week of July to your class teacher.

My hand print

This is my hand print. I can catch, throw, colour, wave, clap, snap, hug, point, feel and pat with my hands

A large, stylized orange wave symbol is positioned above the word "SURYAJ" in a bold, orange, sans-serif font. The entire graphic is centered within a large, empty rectangular frame.

ACTIVITES

1. Care of Self

Brush your teeth twice a day.

- Trim your nails regularly.
- Take a bath every day.
- Wash hands properly before and after every meal.
- Learn how to zip your school bag.
- Learn how to wear shoes and socks.
- Learn how to button and unbutton the shirt.

2. Being good


- Help your child inculcate good habits like doing 'Surya Pranam' & encourage him / her to greet all elders in the morning
- Use 4 magical words: Encourage your child to use simple English words like PLEASE, SORRY, THANK YOU, EXCUSE ME
- Learn to listen.
- Gently care for animals.
- Sow a plant in a pot and give water. Give knowledge about plants and trees. Explain to them that they are an integral part of their growing up.
- Sow a plant in a pot and give water. Give knowledge about plants and trees. Explain to them that they are an integral part of their growing up.
- Let them take their own plates after every meal. Children learn dignity of labor from such activities

3. Fine Motor Skills

- Threading and beads activity- (paint pasta with different color and make a necklace for mom and grandma)
- Water play -transfer water with help of sponge from one bowl to another.
- Kitchen activities -plucking of spinach leaves, mashing potatoes, Rolling Chapattis', Shelling out peas.
- Pegging unpegging of cloth pegs
- Play dough with moulds
- Lacing and folding
- Opening and closing the be bottle cap / tiffin lid
- Turning pages of a Book
- Squeezing bath sponges

Join each letter to the picture with the same beginning sound.

F




C




T



P



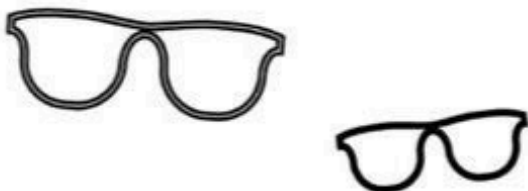


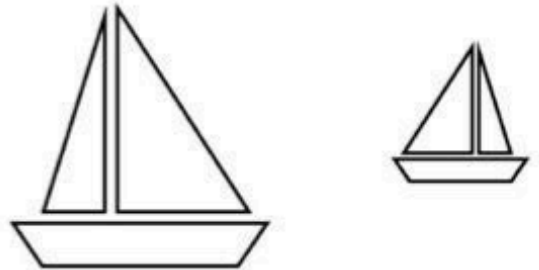
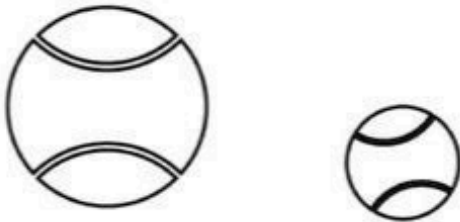


O



Instruction-Trace using a crayon letter 'H' and colour the house.




Big or Small?

Circle the BIG picture.



Planes
& Balloons

Join each letter to the picture with same beginning sound.



B

A


E

C


K

H

* Match the same alphabet.



* Circle the correct alphabet.



C

B

A



B


C

A


Missing letters



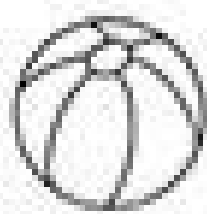
Fill in the missing letter in each word. As a clue, it will be one of the letters at the bottom of the page.




—pple




—gg



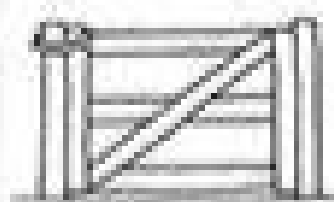
—all



—ish




—at



—ate



—og



—at

a b c d


e f g h

My favourites

Instruction- Colour your favourite things.



My favorite
COLOR is



My favorite
FOOD is



My favorite
PET is


I am

YEARS OLD

Choose the Correct Letter



C	B	F
---	---	---




T	R	K
---	---	---



P	U	M
---	---	---



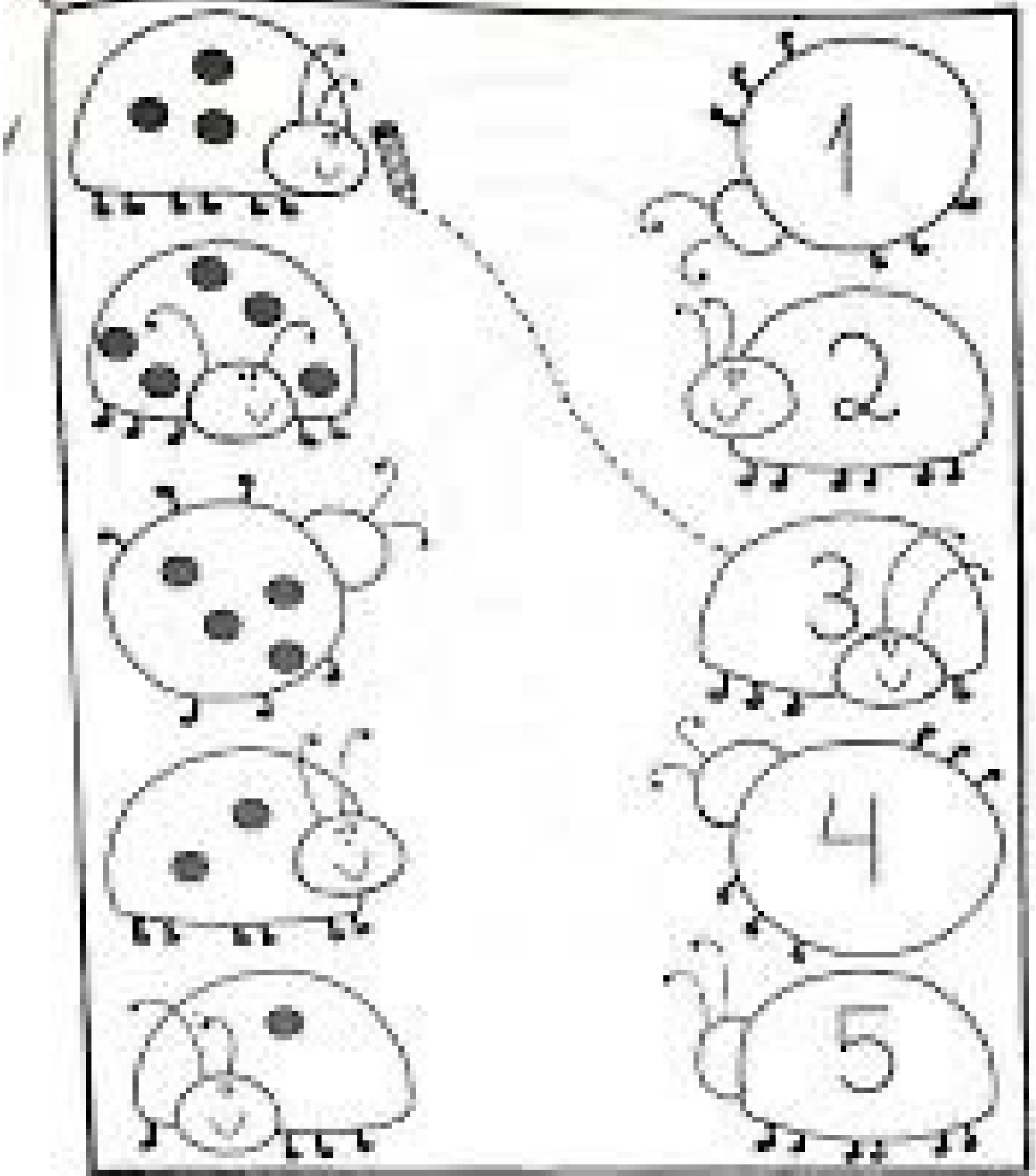
E	N	T
---	---	---




C	A	E
---	---	---

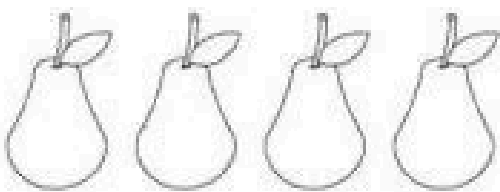
Instruction- Paste pictures of your family members and decorate tree


Matching





Circle the correct number of images.

	2 3 5
-----------------------------------------------------------------------------------	-----------------

	4 6 7
-----------------------------------------------------------------------------------	-----------------

	2 4 5
------------------------------------------------------------------------------------	-----------------

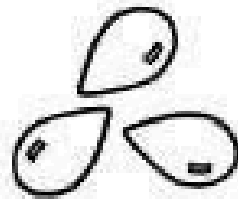
	4 6 7
-------------------------------------------------------------------------------------	-----------------

	6 8 9
-------------------------------------------------------------------------------------	-----------------

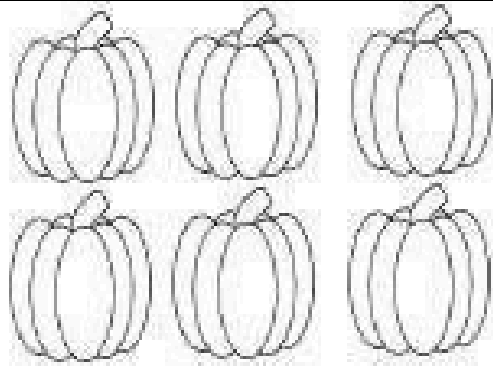
e

How Many?

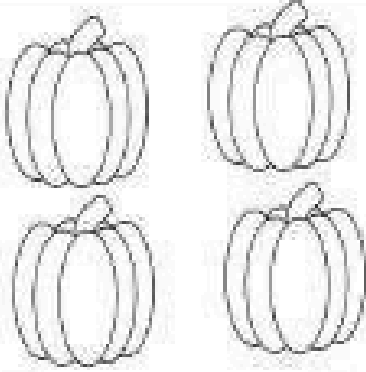
Count. Write the number.




How many? _____



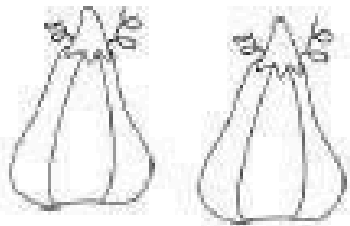
How many? _____



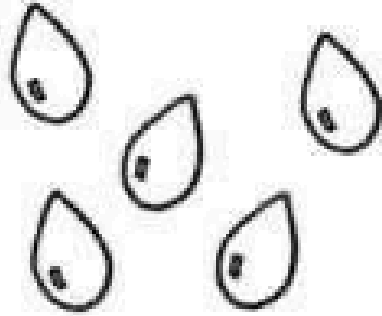
How many? _____



How many? _____




How many? _____




How many? _____


COUNT AND ENCIRCLE THE CORRECT NUMBER.



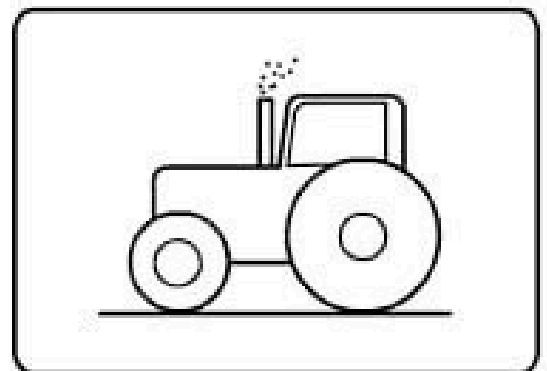
1 2 3 4 5



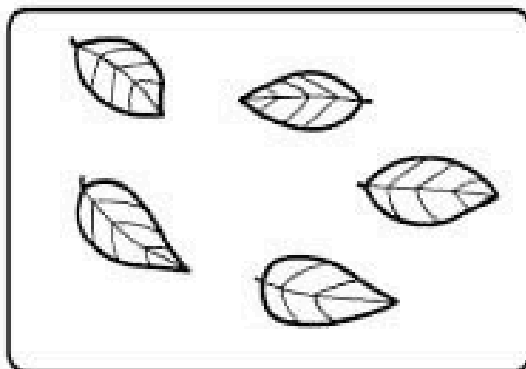
1 2 3 4 5



1 2 3 4 5









1 2 3 4 5



1 2 3 4 5

1	•	1	1	1	1	1	1
2	••	2	2	2	2	2	2
3	•••	3	3	3	3	3	3
4	••••	4	4	4	4	4	4
5	•••••	5	5	5	5	5	5
6	••••••	6	6	6	6	6	6
7	•••••••	7	7	7	7	7	7
8	••••••••	8	8	8	8	8	8

Count and Match.



5

4

2

3

6

1

चित्र देखकर सही पर गोला बनाओ।



अ

आ

इ



औ

ओ


अ



अ

उ

ओ



अ

आ

उ



इ

ए

ऐ

सही स्वर पर गोला लगायें



आ इ उ



अ ई ऊ




उ अ इ



अ ई आ



ऊ आ ई



आ इ उ



Alphabet (वर्णमाला) Tracing

अ



अखरोट



अनार



अमरुद

अ अ अ अ अ

अ अ अ अ अ

अ अ अ अ अ

अ अ अ अ अ

अ अ अ अ अ

Blank handwriting lines for independent practice.



Alphabet (वर्णमाला) Tracing

आ



आदमी



आम



आलू

आ आ आ आ आ

आ आ आ आ आ

आ आ आ आ आ

आ आ आ आ आ

आ आ आ आ आ

Blank lines for independent writing practice.



Alphabet (वर्णमाला) Tracing

ई



ईट



ईख



ईवीएम

Tracing practice for the Hindi letter 'ई'. The page contains five rows of dotted 'ई' characters on a four-line grid for tracing. A watermark 'www.hindiworkeet.com' is visible in the center.



हिन्दी वर्णमाला के स्वर

नीचे दिए गए स्वरों का लिखकर अभ्यास कीजिए ।

Read and write sounds of varnamala (Hindi Alphabets) .

अ

.....

आ

.....

इ

.....

ई

.....

उ

.....

ऊ

.....

ऋ

.....

ए

.....

ऐ

.....

ओ

.....

औ

.....

अं

.....

अः

.....

चित्र पहचाने और स्वर से मिलायें



ज

झ

आ

औ

ए

ओ

ऐ

NURSERY

चित्र को पहचानने और सही स्वर पर टिक करें

सही वर्ण को चित्र से मिलाओ



श

ज

अ

आ

झ

झ

Name.....


Date.....

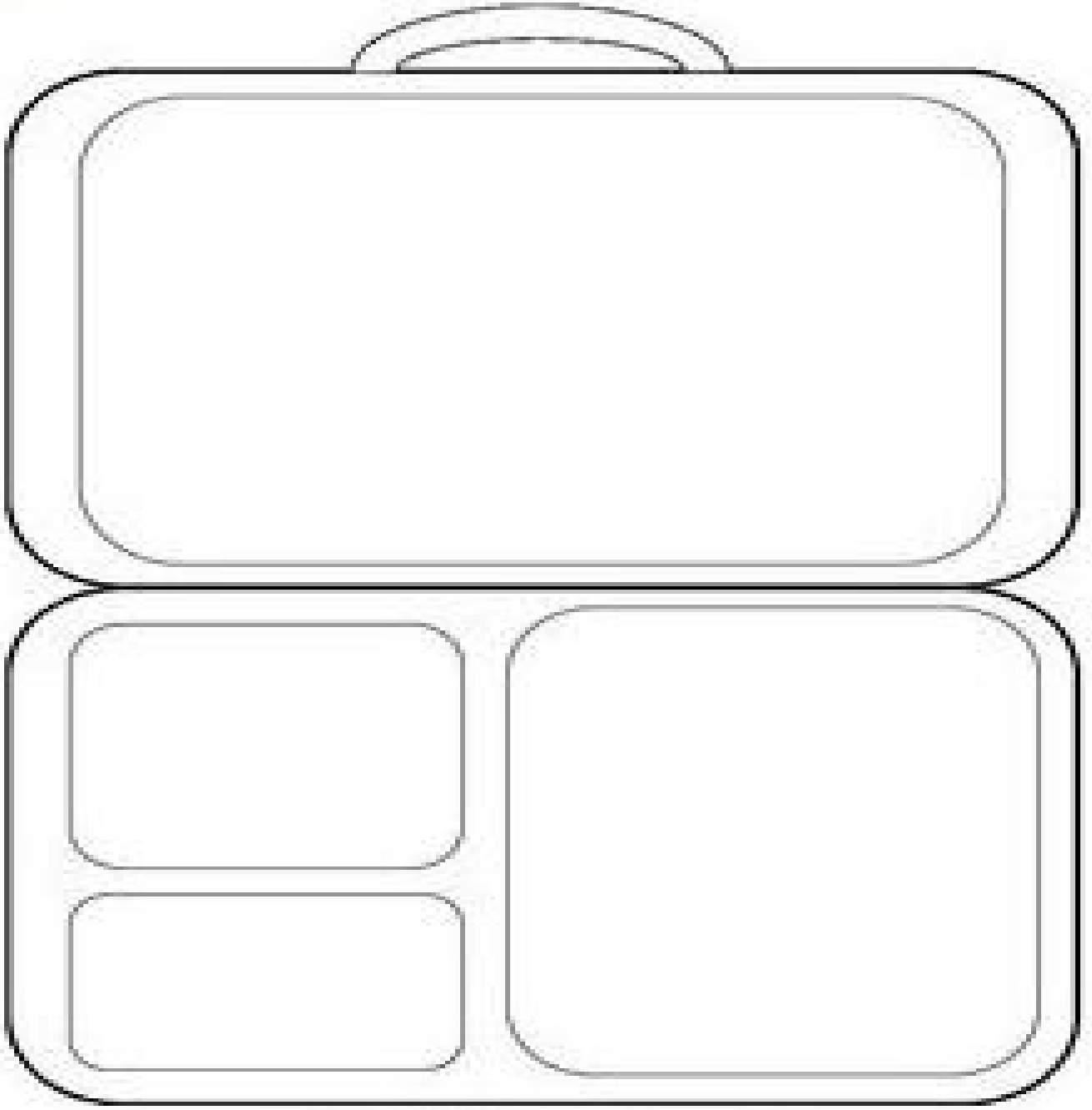
Let's colour the fruit.

Mango

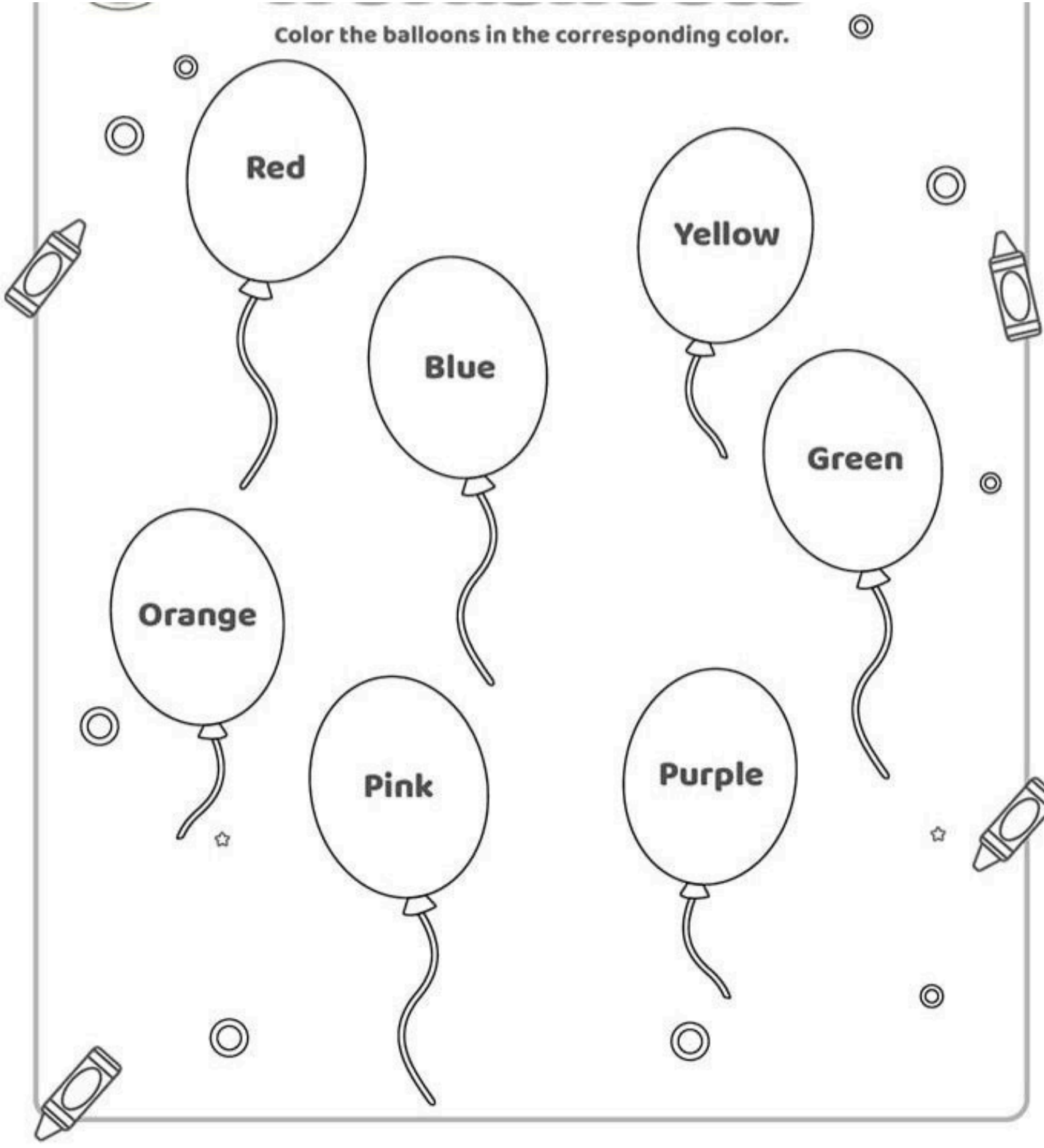


Co





Color the balloons in the corresponding color.



Instruction- Colour the picture-
who am I?


boy



girl



Instruction- paste cotton on grandparent's hair and colour them too.



Instruction- Decorate the cake and colour the candles

My birthday cake

ColoringAll.com



Instruction- Paste pictures of your family members and decorate the tree

My Family Tree



Instruction- Identify and match the body parts

My body parts



eyes



nose



leg



hand



arm



ear



mouth



foot



ORAL

1. 1 TO 20 COUNTING



2. A TO J PHONIC SOUND



3. अआइईउऊऋएऐओऔअं अः



Happy

Holidays !

